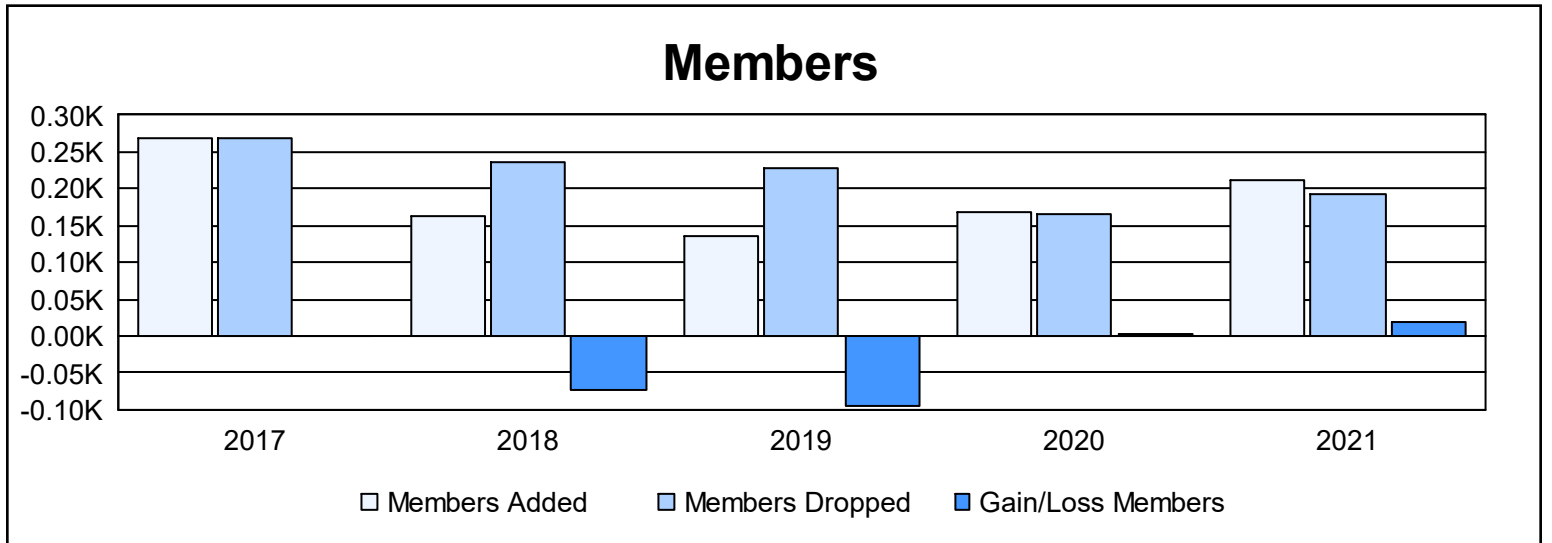
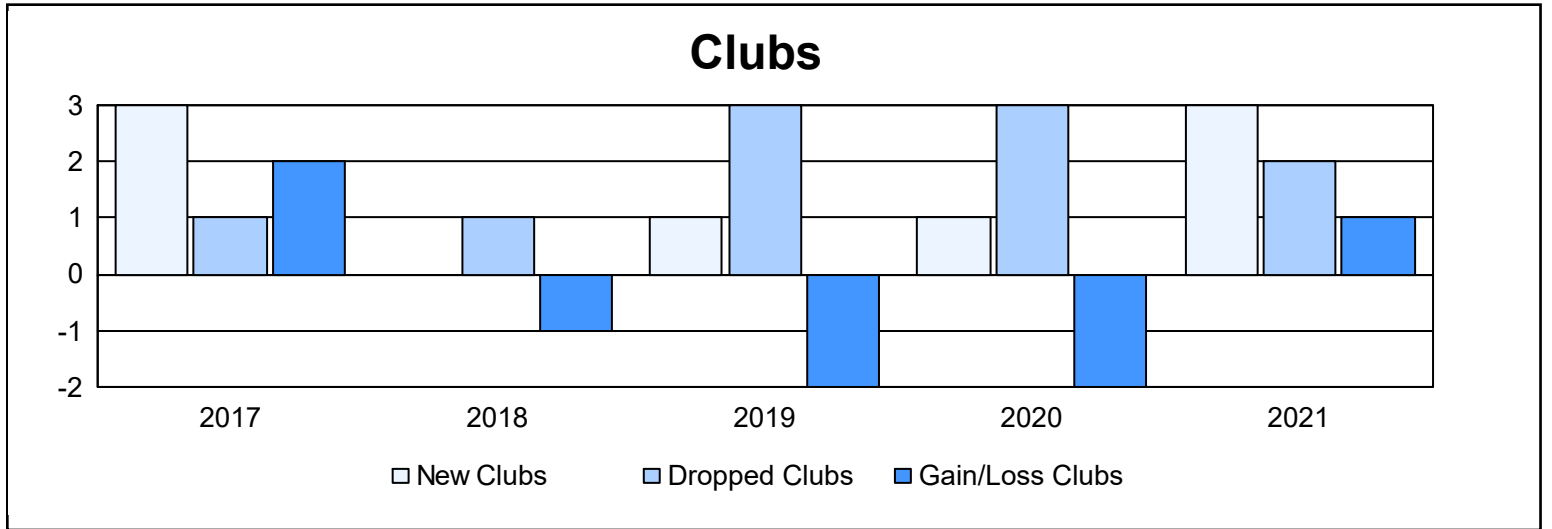
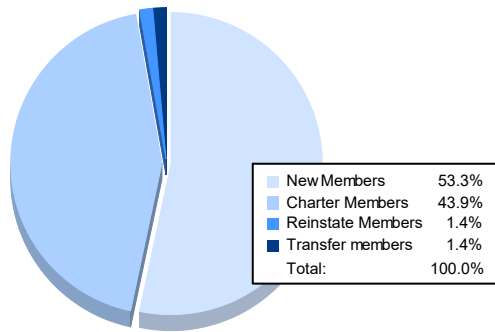


| Year | New Clubs | Dropped Clubs | Gain/ Loss Clubs | New Members | Charter Members | Reinstate Members | Transfer Members | Total Member Added | Total Members Dropped | Gain/ Loss Members |
|----------------|-----------|---------------|------------------|-------------|-----------------|-------------------|------------------|--------------------|-----------------------|--------------------|
| 2016-2017 | 3 | 1 | 2 | 169 | 70 | 25 | 6 | 270 | 269 | 1 |
| 2017-2018 | 0 | 1 | -1 | 150 | 2 | 7 | 3 | 162 | 236 | -74 |
| 2018-2019 | 1 | 3 | -2 | 95 | 23 | 4 | 13 | 135 | 229 | -94 |
| 2019-2020 | 1 | 3 | -2 | 136 | 24 | 4 | 4 | 168 | 166 | 2 |
| 2020-2021 | 3 | 2 | 1 | 113 | 93 | 3 | 3 | 212 | 193 | 19 |
| Average | 2 | 2 | 0 | 133 | 42 | 9 | 6 | 189 | 219 | -29 |



Membership Composition June 2021 Cumulative



Gender Composition June 2021 Cumulative

